

Picture this...Real-time access to plant and equipment data with a simple click of the mouse.

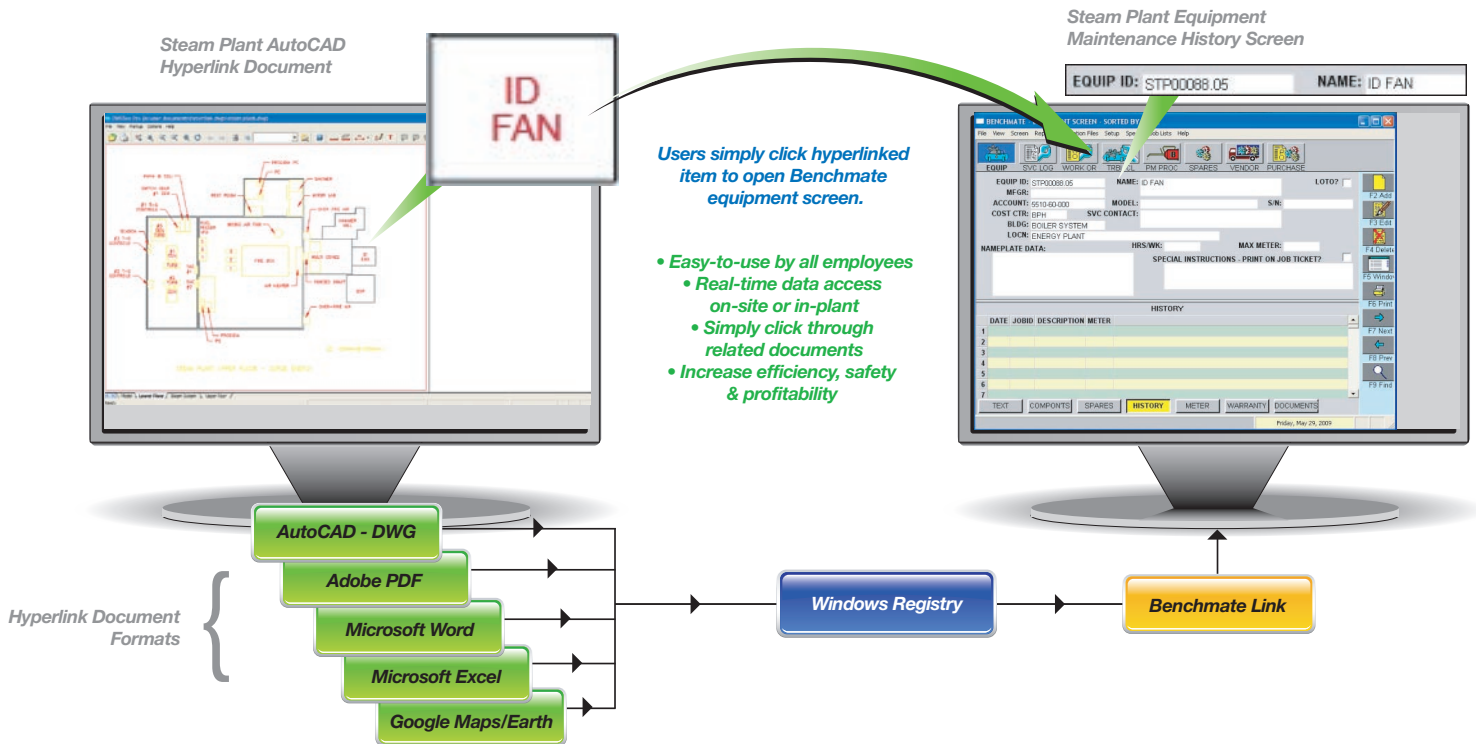
Easy-to-use by all levels of staff!

The Benchmarkate CMMS Hyperlink Module provides instant access to your Benchmarkate data from plant drawings, documents, photos, etc. Starting with an AutoCAD plant diagram for example, drill down to locate an equipment and click to instantly display its Benchmarkate Equipment screen. At the Equipment screen, you can view the maintenance history, parts list, jobs and open any documents you have linked to Benchmarkate.

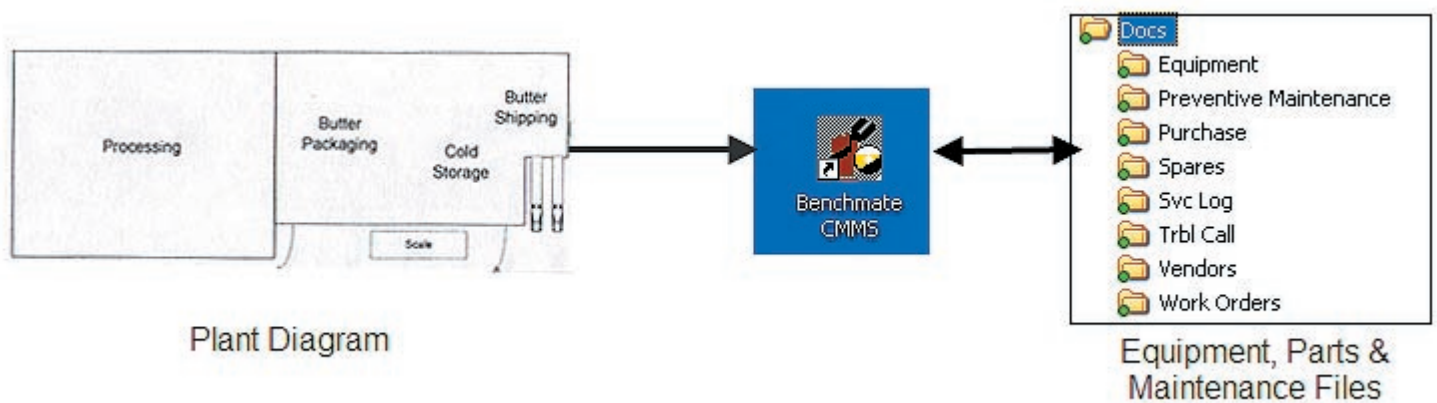
By identifying equipment pictorially rather than depending on specific data such as the Equipment ID, staff at all levels of an organization can use Benchmarkate to get equipment & parts information, place requests for maintenance, check on maintenance history and schedules, etc. Commonly used documents including AutoCAD, Adobe PDF, Microsoft Word & Excel, Google Maps & Earth work with the Benchmarkate CMMS Hyperlink Module."

CMMS Hyperlink Module

Open Benchmarkate equipment screen directly from engineering drawing or schematic without searching database.

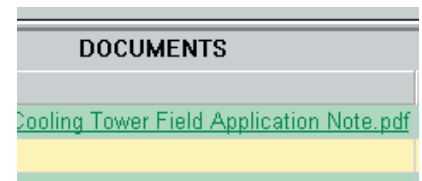


Benchmark is the link between your plant diagram and equipment information and documentation

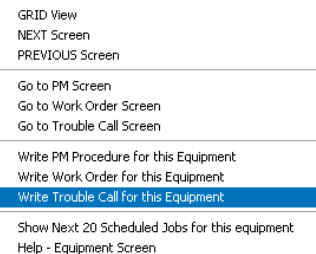


How the Hyperlink Module can Help

Emergency Repair – A technician is called to a machine that is malfunctioning and quickly determines that he needs the electrical schematic to troubleshoot. He can either walk across the plant to retrieve it OR, using a convenient work station, he can locate the equipment on a plant diagram, click to open the Benchmark Equipment screen, switch to the DOCUMENTS window and open the schematic. Result – reduced down time.



Maintenance Request – A production manager want maintenance to check out a machine. Not knowing the equipment ID or exact description, he opens a plant layout drawing, clicks to display a list of equipment in his area, clicks again to display the desired equipment. He then 'right-clicks' to display the popup menu, selects "Write Trouble Call" and jumps to a Benchmark Trouble Call screen with the equipment and requestor information filled in. After describing the needed service, he saves the request. Result – eliminates 'telephone tag'.



Machine Upgrade – An engineer is modifying an NC machine and needs more detailed information about the drive motor. Using a plant diagram, he locates the equipment and clicks to bring up the Benchmark Equipment screen. Then he opens the SPARES window and double clicks the desired part to display the spare parts screen from which he can open the part documentation that he needs. Result – reduced design time.

	PART NBR	QTY	UI	PART NAME
1	020018	1	ea	GEAR, AM-28 SPIRAL
2	020057	1	ea	SPINDLE HOUSING
3	020066	1		GEAR, CRIMP SPINDLE
4	003	1	ea	WAREHOUSE MOTOR #2

Hyperlink commands can link to:

- An Equipment screen,
- A Spare Parts screen,
- List of Equipment in a Building or
- List of Equipment in a Cost Center

For more information:

Expert help with experience in linking your plant documents to Benchmark is available. Call

1. **Ken Fellows**, Parametrix Engineering: 253-318-9632 or
2. **Vern Buchann**, Industrial Information Management Systems, LLC (IIMS) at 541-490-3299

Contact **Benchmark Systems**, Inc for more information, specifications or to purchase. Phone: **800-466-1899** • 360-678-8358
 Web: www.benchmark.com • Email: info@benchmark.com